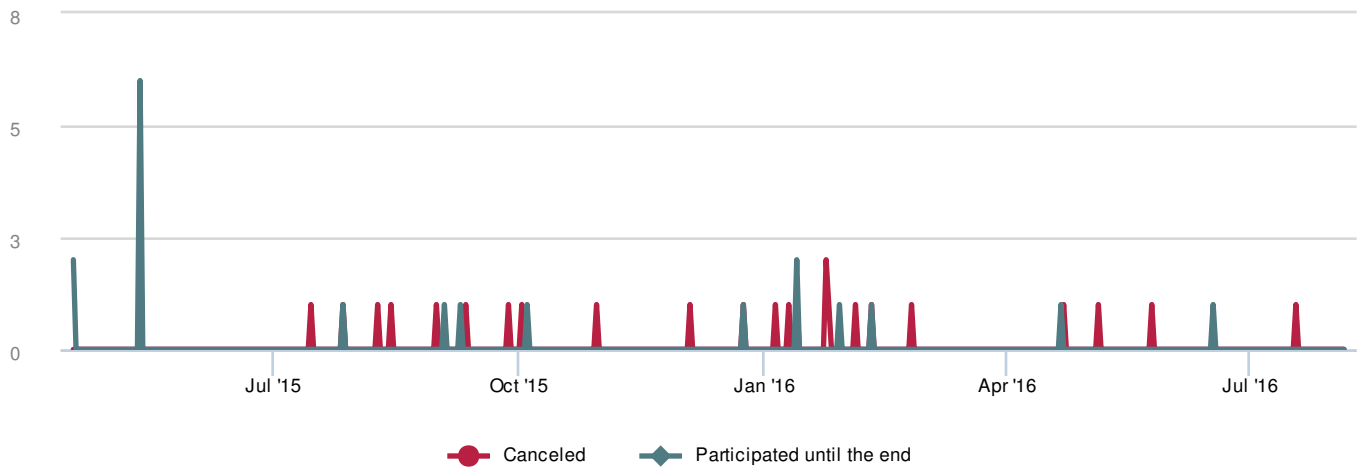


• Example Survey

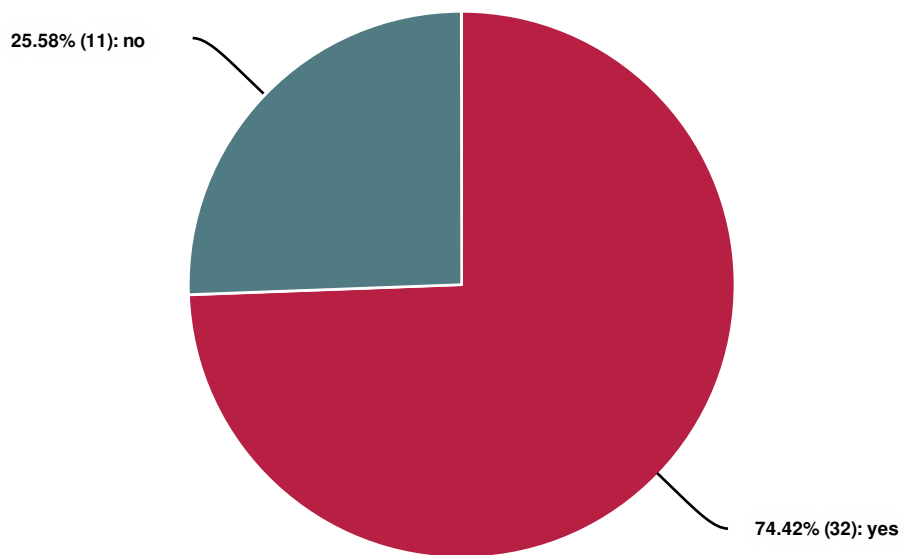
Exemplary Survey

Filter:	-
Visitors:	562
Responses:	43 (7.65%)
Completed:	19 (44.19%)
Canceled:	24 (55.81%)
Number of questions:	6
∅ Participation time:	00:02:11



Traffic source	Visitor / responses
Survey link directly	4 / 2
Multi-Link: Example Results on .com	285 / 39
Website embedding (iframe)	273 / 2

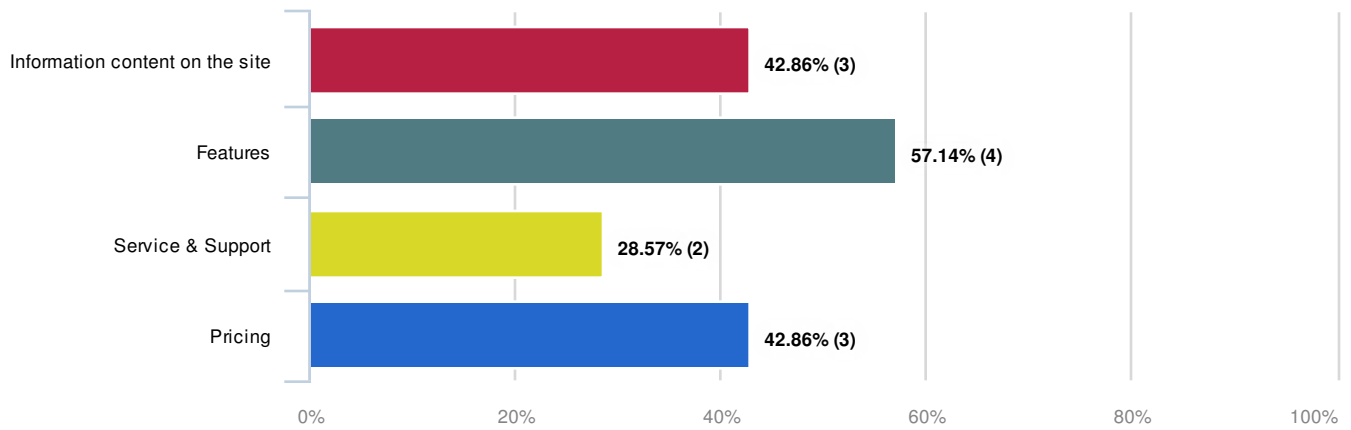
Does the offer of easyfeedback your expectations?







yes	74.42%	32	<div style="width: 74.42%;"></div>
no	25.58%	11	<div style="width: 25.58%;"></div>

43

What expectations were not met?



Information content on the site	42.86%	3	
Features	57.14%	4	
Service & Support	28.57%	2	
Pricing	42.86%	3	

12

Please tell us briefly the points that you have not found or would wish for:

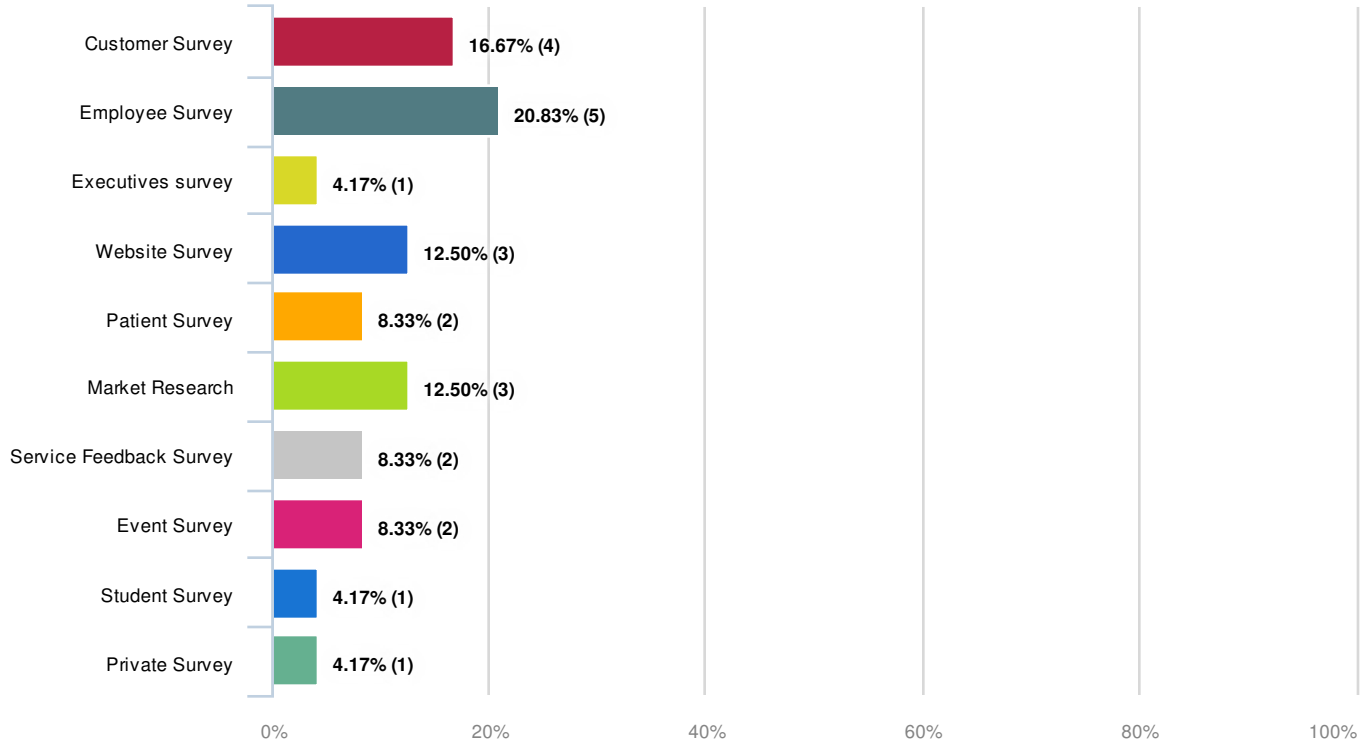
2











test test

I want to pay one cost.

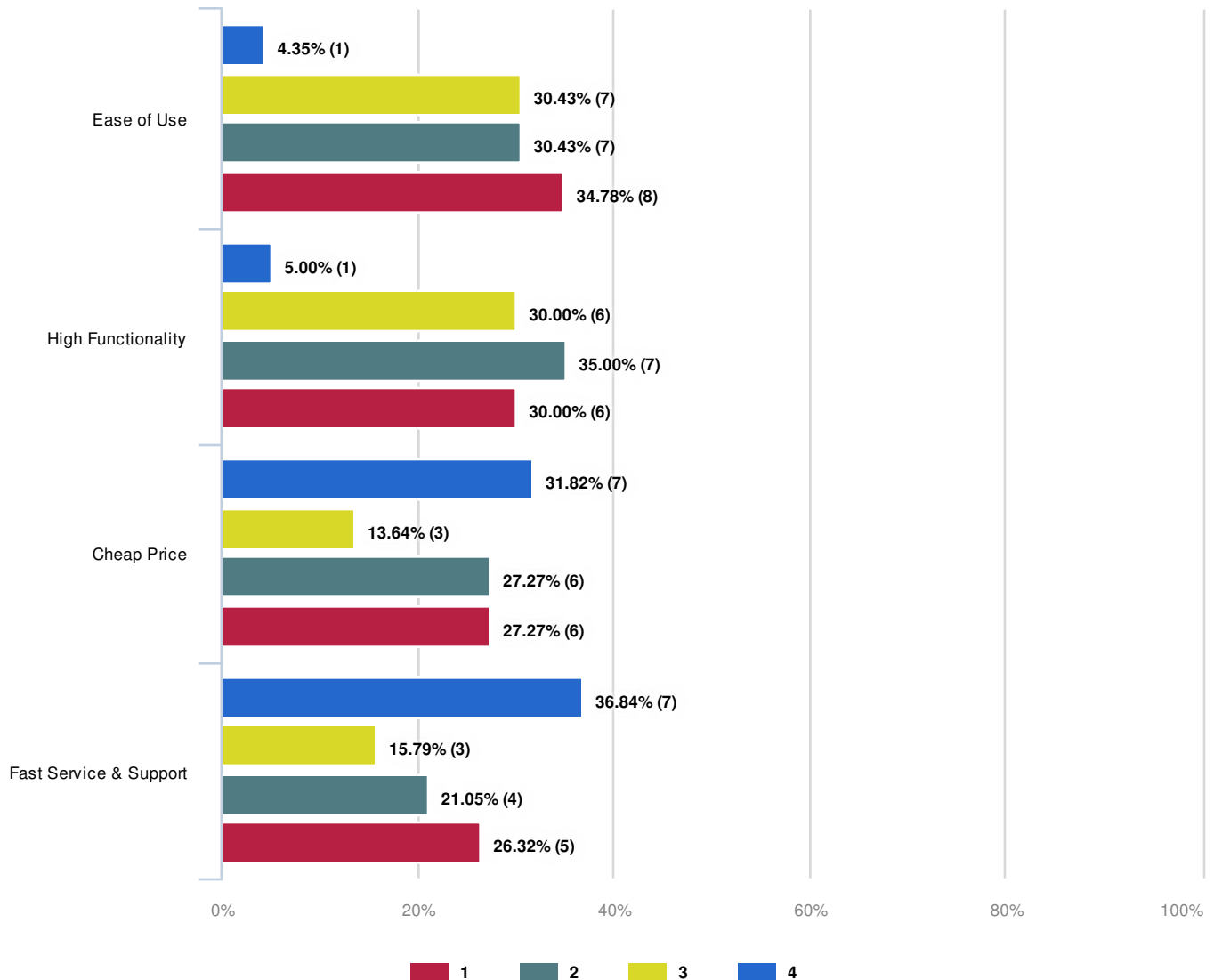
For what purpose you are looking for a survey tool?

Drop-down selection: text:



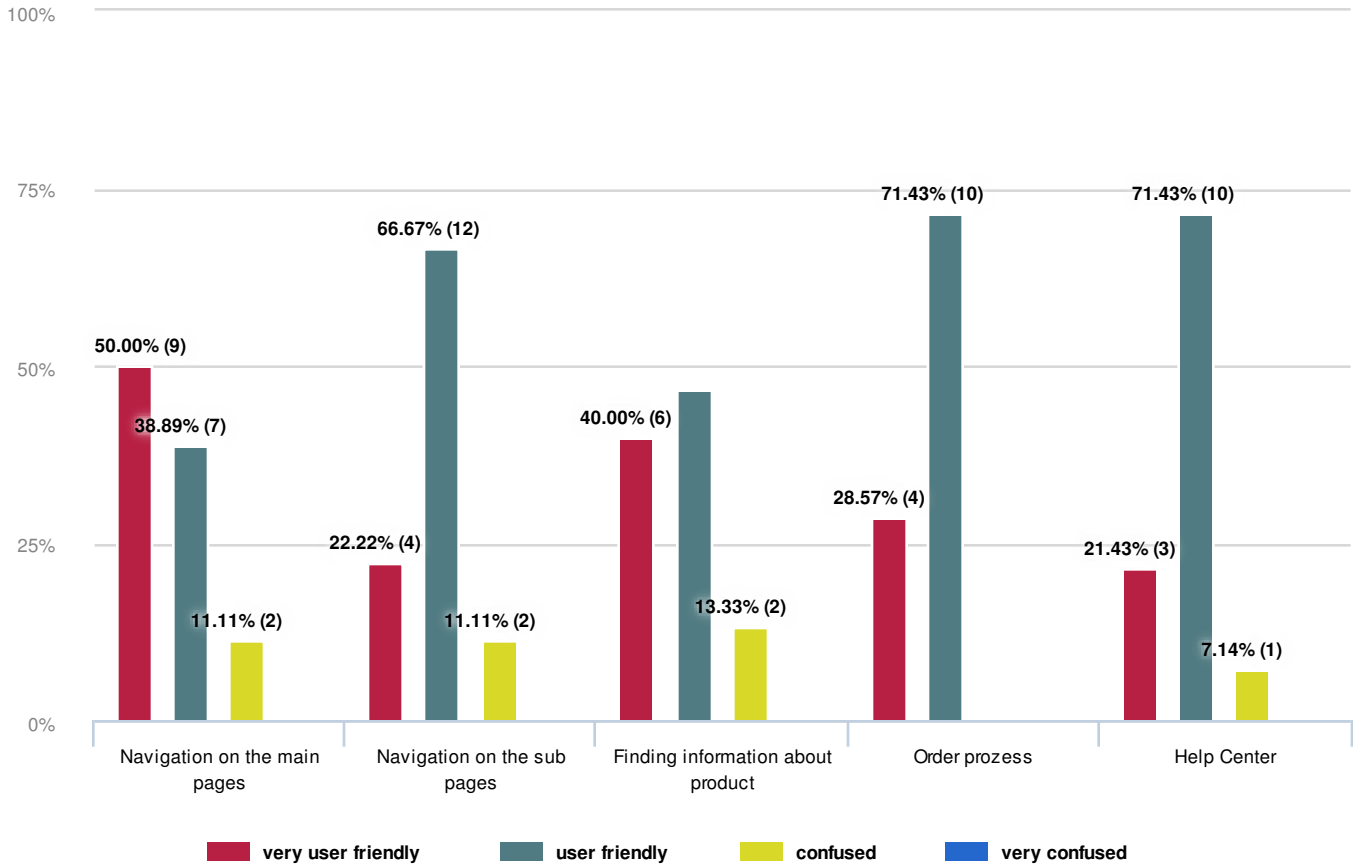
Customer Survey	16.67%	4	
Employee Survey	20.83%	5	
Executives survey	4.17%	1	
Website Survey	12.50%	3	
Patient Survey	8.33%	2	
Market Research	12.50%	3	
Service Feedback Survey	8.33%	2	
Event Survey	8.33%	2	
Student Survey	4.17%	1	
Private Survey	4.17%	1	

Please sort, in your opinion, the characteristics of the survey tool in the correct order.



	Rank	Ø pts	1	2	3	4
Ease of Use	1	2.96	34.78% 8	30.43% 7	30.43% 7	4.35% 1 23
High Functionality	2	2.90	30.00% 6	35.00% 7	30.00% 6	5.00% 1 20
Cheap Price	3	2.50	27.27% 6	27.27% 6	13.64% 3	31.82% 7 22
Fast Service & Support	4	2.37	26.32% 5	21.05% 4	15.79% 3	36.84% 7 19

How do you rate about the ease of use of our website. Please rate the following areas:



	very user friendly	user friendly	confused	very confused	∅	
Navigation on the main pages	50.00% 9	38.89% 7	11.11% 2	0.00% 0	1.61	18
Navigation on the sub pages	22.22% 4	66.67% 12	11.11% 2	0.00% 0	1.89	18
Finding information about product	40.00% 6	46.67% 7	13.33% 2	0.00% 0	1.73	15
Order process	28.57% 4	71.43% 10	0.00% 0	0.00% 0	1.71	14
Help Center	21.43% 3	71.43% 10	7.14% 1	0.00% 0	1.86	14
					1.76	

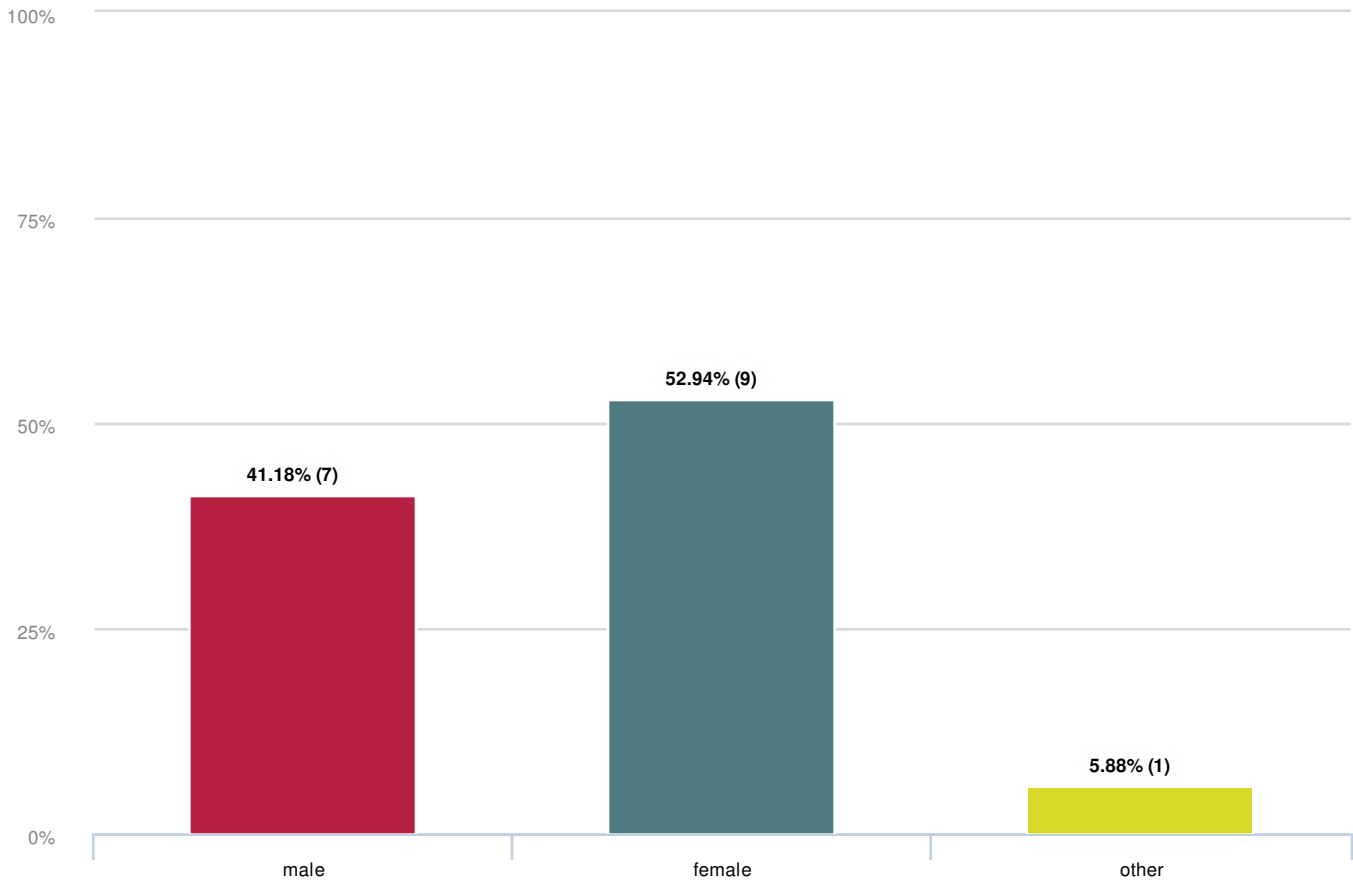
Which area should be improved? 2




All fine I'm testgng now

Please give us some information about yourself

Single answer: radio buttons:








Gender:



male	41.18%	7	
female	52.94%	9	
other	5.88%	1	
		17	

Please give us some information about yourself

Drop-down selection: numbers:

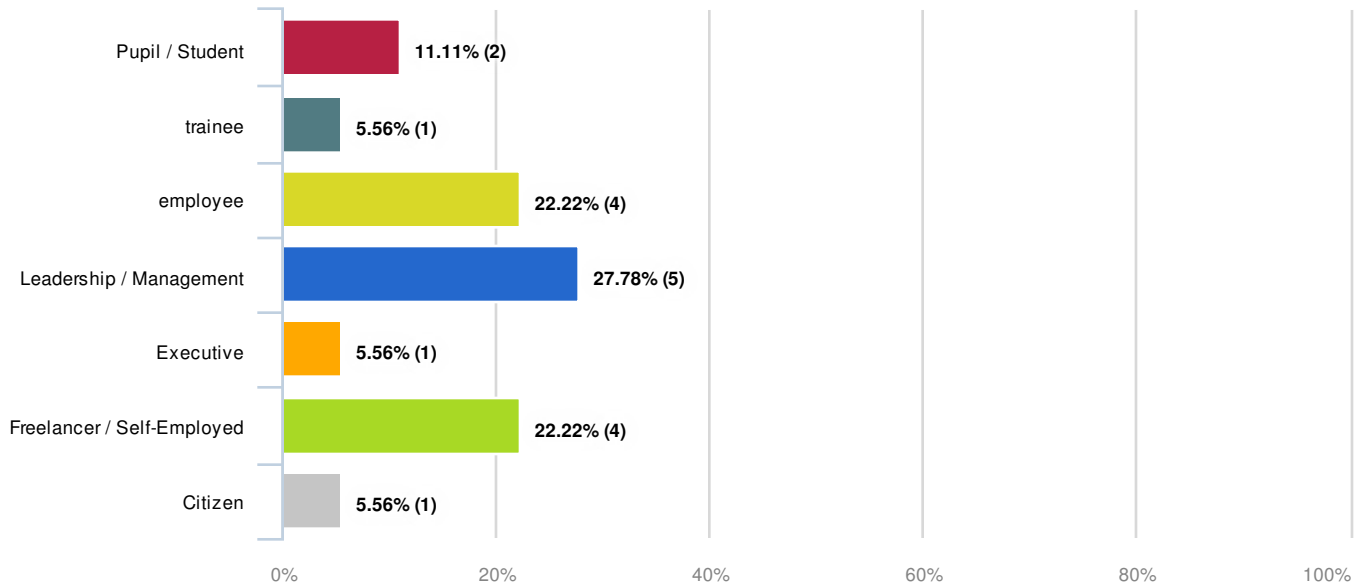
Age:	94.74%	18	
34		27	
34		31	
27		55	
23		65	
32		30	
38		24	







30	31
19	23
21	38

Please give us some information about yourself

Drop-down selection: text:

Employment Status:



Pupil / Student	11.11%	2	
trainee	5.56%	1	
employee	22.22%	4	
Leadership / Management	27.78%	5	
Executive	5.56%	1	
Freelancer / Self-Employed	22.22%	4	
Citizen	5.56%	1	